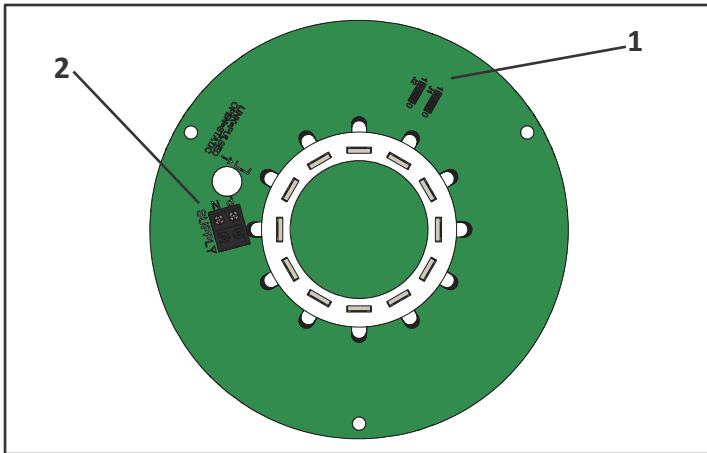
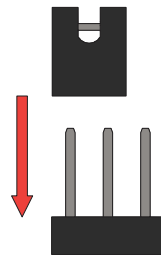


Luz Fija / intermitente PSE/LED




1



1	2	PATTERN
OFF	OFF	
ON	OFF	
OFF	ON	
ON	ON	

2



PSE/DC/12/	PSE/DC/24/	PSE/AC/115/	PSE/AC/230/
-ve (0V)	-ve (0V)	N	N
+ve (12Vdc)	+ve (24Vdc)	P (98-132Vac)	P (196-264Vac)

